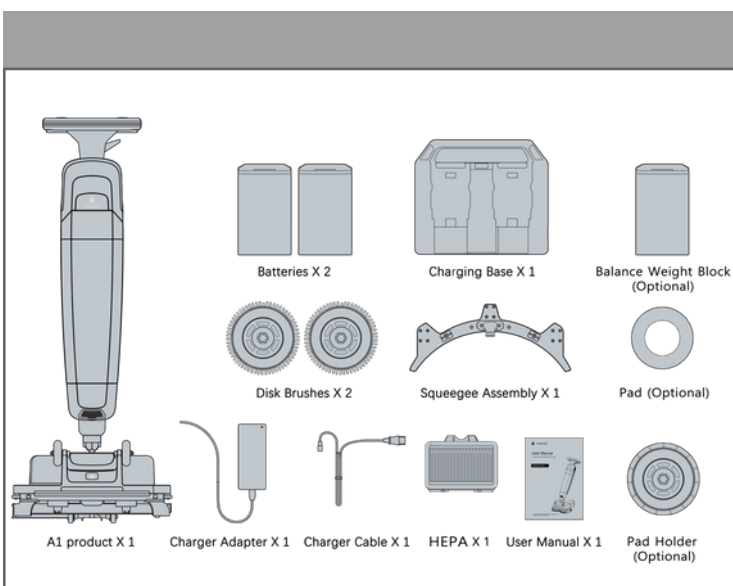
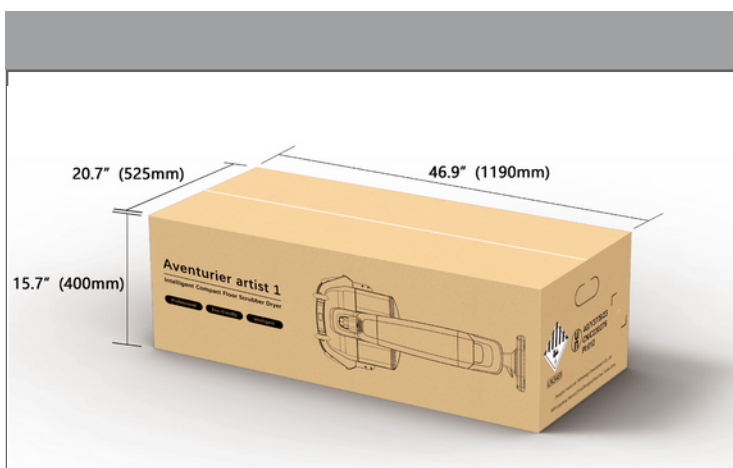
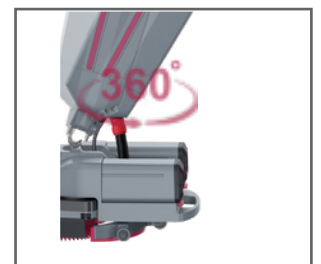


Model	Artist 1
Power Supply	24V/13Ah battery (x2), removable, supports single battery use
Color	Grey
Runtime	75 mins / battery
Charging Time	1h 40mins / battery
Noise Level	60 dB(A)
Protection Index	IPX4
HEPA Filtration	H10
<b>Electrolyzed Water Module</b>	99.99% sterilization, reduces cleaning agent use <b>(PRO/MAX version only)</b>
Cleaning Agent	Works with low-foam agents, pH 6-8
Operating Modes	Eco/Turbo/Brush-only Auto/Sterilization <b>(PRO/Max Version only)</b>
Cleaning Efficiency	800-1200 m <sup>2</sup> /h
Solution Tank Capacity	4L
Recovery Tank Capacity	4L
Working Width	40 cm
Brush Speed Brush	350 rpm
Pressure Theoretical	15 kg
Suction Power Actual	20,000 Pa
Suction Power	8,000 Pa
Brush Motor Power	250 W
Suction Motor Power	150 W
Net Weight (Machine only)	49.5 lbs (22 kg) S E Version:67.2 lbs (30.5 kg)
Gross Weight (Machine & standard package)	SE Version:67.2 lbs (30.5kg) <b>PRO/MAX Version:74.1 lbs (33.6 kg)</b>
Machine Dimensions	46.1" x 18.5" x 17.1" (1170 mm x 469 mm x 435 mm)
Package Dimensions	46.9" x 20.7" x 15.7" (1190 mm x 525 mm x 400 mm)
Digital Platform	Manage and monitor devices, and collect cleaning data via the app.
Screen	High-definition 4.1-inch LCD.
Voice Speaker	Supports multiple languages.
<b>Dirt Detection</b>	Adjusts cleaning intensity based on dirt levels. <b>(PRO/Max Version only)</b>
Device Status Detection	Monitors for empty or full tanks, blockages, and battery issues.
WIFI	Yes
<b>4G</b>	Yes <b>(PRO/MAX version only)</b>



Note : Data is based on Eco Mode. Battery life varies with usage.